

## PORTABLE SAWS

# Bench saw for building materials TAG

Portable saw for stone and building materials

Portable bench saw with sliding head for tiles, stone slabs and building materials. Strong and versatile this model is ideal for use in construction sites.



## Features



### HEAD MOTION

Manual head feed, available with useful cut:  
600, 800, 1000, 1300, 1500, 2000mm.




### BRIDGE TILT

Manual bridge tilt for cutting from 90 to 45  
degrees.



### WORKTABLE

Work table made of galvanized steel rails  
with service square.



### CUTTING DEPTH ADJUSTMENT

Manual cutting depth adjustment by hand  
wheel.



### TRANSPORTATION

Folding legs for easy transport.

## Advantages


Sturdy portable bench saw to cut tiles, stones and building materials:

- **Worktable made of galvanized steel rails**, with transportation handle and adjustable squaring bar;
- **Double rhomboid beam** for high resistance and precision;
- Self-contained **water recycling tray and pump**;
- **Folding legs** for easy transport.

## Technical details

	TAG
Useful cut	600-800-1000-1300-1500-2000 mm
Diamond blade diameter	250-300-350 mm
Blade bore size	25,4 mm
Motor power	2kW = 2.7HP (1phase)
Motor power (optional)	2.9kW=4HP (3phase)
Motor rotation speed	2800rpm 50Hz – 3400rpm 60Hz
Standard voltage/ frequency	230V-50Hz

## Accessories



#### LASER

Laser alignment device mounted on the head shows the blade's cutting line.




#### GALVANIZED WATER TANK

Galvanized and painted water tank, for the maximum rust resistance.



#### TRANSPORTATION WHEELS

Available with wheels to facilitate transportation.



#### SIDE TABLES WITH SIDE STOP

The side stop to be mounted on side tables allows to support the slab during the cutting process, making the processing fastest and most precise.



#### SIDE TABLES WITH ROLLERS

Side extension table equipped with rollers to facilitate slab movement. Dimensions: 1000 x 458 mm



**SIDE TABLE**

Optional side table for easy slab moving during processing. Dimensions: 500x430mm

## Related products



**Portable bench saws for blocks  
ADR**



**Wet cut sliding compound miter  
saw CMS**



**Saw with manual head feed AFR-M**



**Portable saw with sliding bench  
TRT-TL**



Tile saw ATS



Cutting and profiling machine ANR

## Achilli tailor made

Elit ea duis sunt do esse cillum dolore ipsum ut est eu quis ipsum. Consectetur enim deserunt elit in exercitation ipsum sunt veniam eu commodo cupidatat. Id nostrud esse eu eiusmod sunt ipsum ipsum in adipisicing adipisicing deserunt.

**TAILORED ACHILLI MACHINES  
CONTACT US FOR DETAILS**

**REQUEST CUSTOMIZATION**

## Always at your disposal. Contact us.

Do you need information about Achilli products? Contact us for technical or commercial information on floor grinders, bench saws and bridge saws.

 +39 0541 387066

 +39 0541 389058

 [info@achilli.com](mailto:info@achilli.com)

**REQUEST INFORMATION**

## I nostri canali social

Elit ea duis sunt do esse cillum dolore ipsum ut est eu quis ipsum. Consectetur enim deserunt elit in exercitation ipsum sunt veniam eu commodo cupidatat. Id nostrud esse eu eiusmod sunt ipsum ipsum in adipisicing adipisicing deserunt

 Facebook

 LinkedIn

 Youtube