

PORTABLE SAWS

Bench saw for building materials TAG

Portable saw for stone and building materials

Portable bench saw with sliding head for **tiles, stone slabs and building materials**. Strong and versatile this model is ideal for use in **construction sites**.



Features



HEAD MOTION

Manual head feed, available with useful cut:
600, 800, 1000, 1300, 1500, 2000mm.




BRIDGE TILT

Manual bridge tilt for cutting from 90 to 45
degrees.




WORKTABLE

Work table made of galvanized steel rails
with service square.



CUTTING DEPTH ADJUSTMENT

Manual cutting depth adjustment by hand
wheel.



TRANSPORTATION

Folding legs for easy transport.

Advantages

Sturdy portable bench saw to cut tiles, stones and building materials:

- **Worktable made of galvanized steel rails**, with transportation handle and adjustable squaring bar;
- **Double rhomboid beam** for high resistance and precision;
- Self-contained **water recycling tray and pump**;
- **Folding legs** for easy transport.

Technical details


	TAG
Useful cut	600-800-1000-1300-1500-2000 mm (2' - 2'7" – 3'3" – 4'3" – 4'11" – 6'6")
Diamond blade diameter	250-300-350 mm (10"–12"–14")
Blade bore size	25,4 mm (1")
Motor power	2kW = 2.7HP (1phase)
Motor power (optional)	2.9kW=4HP (3phase)
Motor rotation speed	2800rpm 50Hz – 3400rpm 60Hz
Standard voltage/ frequency	230V-50Hz

Accessories



SIDE TABLES WITH ROLLERS

Side extension table equipped with rollers to facilitate slab movement. Dimensions: 1000 x 458 mm




LASER

Laser alignment device mounted on the head shows the blade's cutting line.



GALVANIZED WATER TANK

Galvanized and painted water tank, for the maximum rust resistance.



SIDE TABLES WITH SIDE STOP

The side stop to be mounted on side tables allows to support the slab during the cutting process, making the processing fastest and most precise.



TRANSPORTATION WHEELS

Available with wheels to facilitate transportation.



SIDE TABLE

Optional side table for easy slab moving during processing. Dimensions: 500x430mm

Related products



Portable saw with sliding bench
TRT-TL



Aluminum bench saw ALU



Portable bench saws for blocks
ADR



Portable saw with sliding bench
ATR-XL



Saw with manual head feed AFR-M



Cutting and profiling machine ANR

Achilli tailor made

**TAILORED ACHILLI MACHINES
CONTACT US FOR DETAILS**

REQUEST CUSTOMIZATION

Always at your disposal. Contact us.

Do you need information about Achilli products? Contact us for technical or commercial information on floor grinders, bench saws and bridge saws.

 +39 0541 387066

 +39 0541 389058

 info@achilli.com

REQUEST INFORMATION

I nostri canali social

Elit ea duis sunt do esse cillum dolore ipsum ut est eu quis ipsum. Consectetur enim deserunt elit in exercitation ipsum sunt veniam eu commodo cupidatat. Id nostrud esse eu eiusmod sunt ipsum ipsum in adipisicing adipisicing deserunt

 Facebook

 LinkedIn

 Youtube