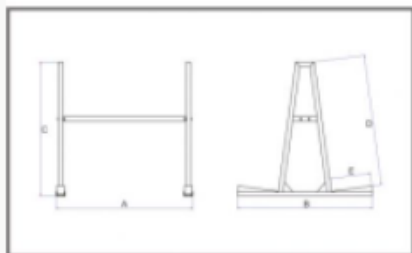






## TAF060 - ETAF060



**STRENGTHENING  
RIB PLATE**



ETAFO60	TAF060
<b>Timber Blocks</b>	
	
17 3/16" x 2 3/8" x 4 3/16" (436 x 66 x 103 mm)	17 3/16" x 3 1/8" x 4 3/16" (436 x 80 x 106 mm)
	
3 3/8" (80mm)	3 15/16" (100mm)

**NOTE: Distribute Slabs Equally on Both Sides.**

MODEL	Length (A) In (mm)	Width (B) In (mm)	Height (C) In (mm)	(D) In (mm)	(E) In (mm)	Net Weight lbs (kg)	W.L.L. lbs (kg)
TAF060	59 13/16 (1520)	58 15/16 (1497)	58 11/16 (1490)	17 15/16 (455)	57 7/8 (1451)	138.6 (63)	16500(7500) Per Side 33000(15000) Both side
ETAFO60	59 1/16 (1500)	58 15/16 (1497)	58 11/16 (1490)	57 1/4 (1454)	17 7/8 (454)	99 (45)	13200(6000) Per Side 26400(12000) Both side

**W.L.L. : Work Load Limit**